


# TAM

## Inflatable Bridge Plugs and Cement Retainers

### Advantages:

- Runs in small – sets large
- Reliable anchoring in casing or open hole
- Sets where mechanical tools will not



**TAM INTERNATIONAL**

*Setting new standards for inflatable packers*

ISO 9001: 2000

# TAMPLUG™ Permanent Bridge Plugs and Permanent Cement Retainers

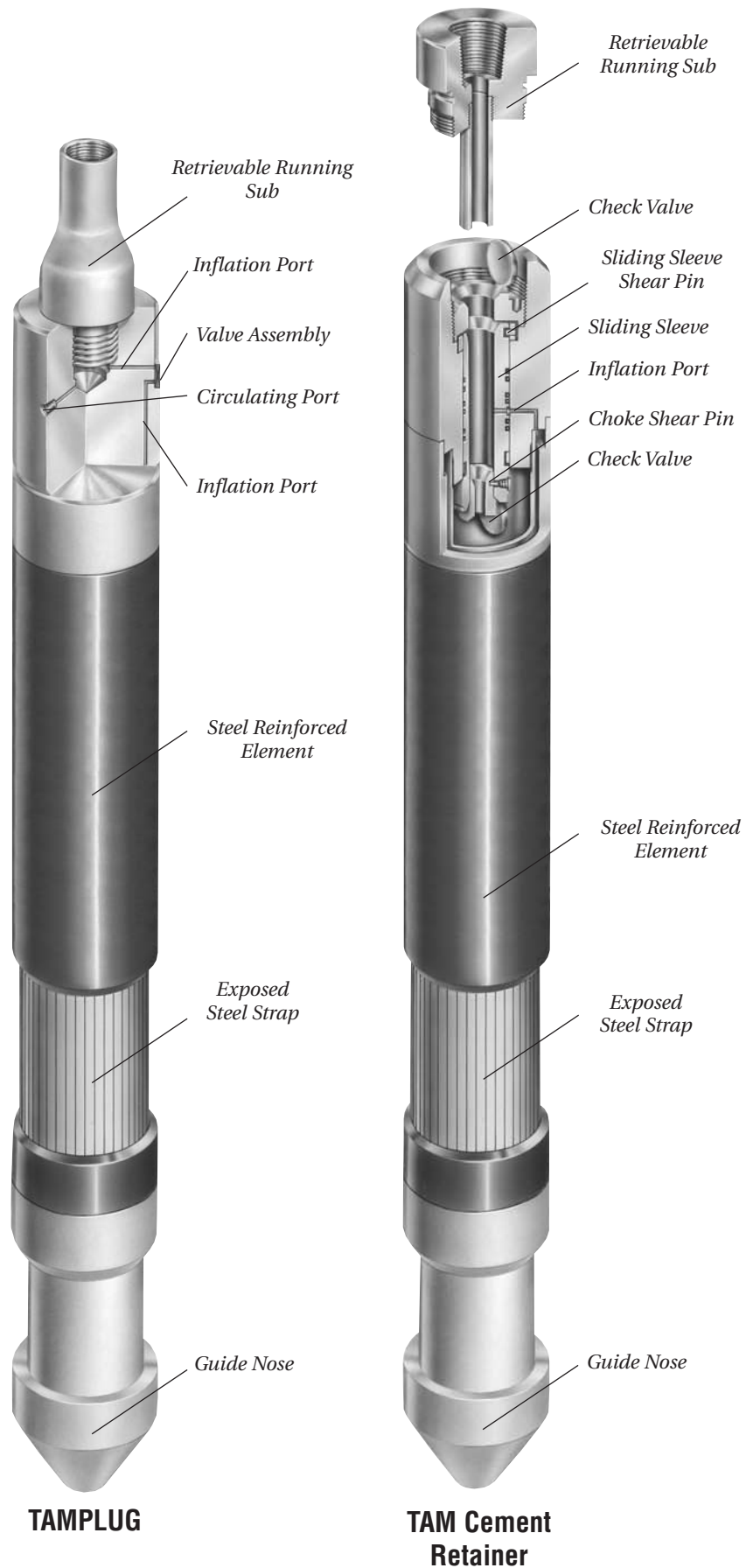
TAM inflatable Cement Retainers and TAMPLUG permanent inflatable bridge plugs can be set in either open hole or casing and can expand up to 2 times their run-in diameter. Both can be run in on drill pipe or tubing and are inflated with fluid or gas by applying surface pressure. Both tools feature a 100% reinforced exposed steel slat inflatable element for optimum anchoring ability in casing or open hole. The difference between each tool is that the TAM Cement Retainer allows the operator to cement through the tool, and the TAMPLUG is strictly a bridge plug. With the high expansion ratio inflatable element, the TAMPLUG and TAM Cement Retainer are excellent choices where conventional mechanical tools will not work, such as restricted inside diameters or open hole. The standard seal length is 3 ft. (.91 M) with optional 10 ft. (3.04 M) or 20 ft. (6.1 M) seal length.

## TAM Permanent Cement Retainer

TAM permanent Cement Retainers are designed for simple operation and reliable anchoring. It is ideal for squeeze cementing operations. Utilizing a unique sliding sleeve setting mechanism, TAM Cement Retainers do not rely upon check valves to set and maintain element pressure.

## TAMPLUG Permanent Bridge Plug

The TAMPLUG is an inflatable open hole bridge plug used to support cement plugs. It can also be used to plug back above water production or lost circulation zones. TAMPLUGs are often used as the packer for an open hole whipstock.



## Cement Retainer Operation

The TAM Cement Retainer is inflated by circulating a ball to the tool. Pump pressure is then applied. The ball activates a sliding sleeve that traps the inflation pressure in the element. Additional pressure is then applied to expel the ball and ball choke through the tool.

Cementing can then take place through the retainer. An internal check valve prevents possible back flow.

When releasing from the retainer, a flapper valve shuts to prevent further communication through the retainer. Cement may then be placed above the retainer.

## TAMPLUG Operation

The TAMPLUG is simple to run and also does not require pipe rotation to set. Optional circulating ports allow the workstring to fill during run-in. The TAMPLUG can then be set by circulating a ball to the tool which closes the circulating ports. Surface pressure is then applied. When the preset inflation pressure is achieved, a valve assembly closes and locks the pressure in the inflation element.

The work string is disconnected by applying six rounds of right-hand rotation or by hydraulic pressure.

## Hydraulic Release

For applications with restricted rotation of the workstring or small inside diameters, the TAM hydraulic release disconnects without rotation of the workstring. After the TAM Cement Retainer or TAMPLUG is set, additional hydraulic pressure disconnects the workstring.

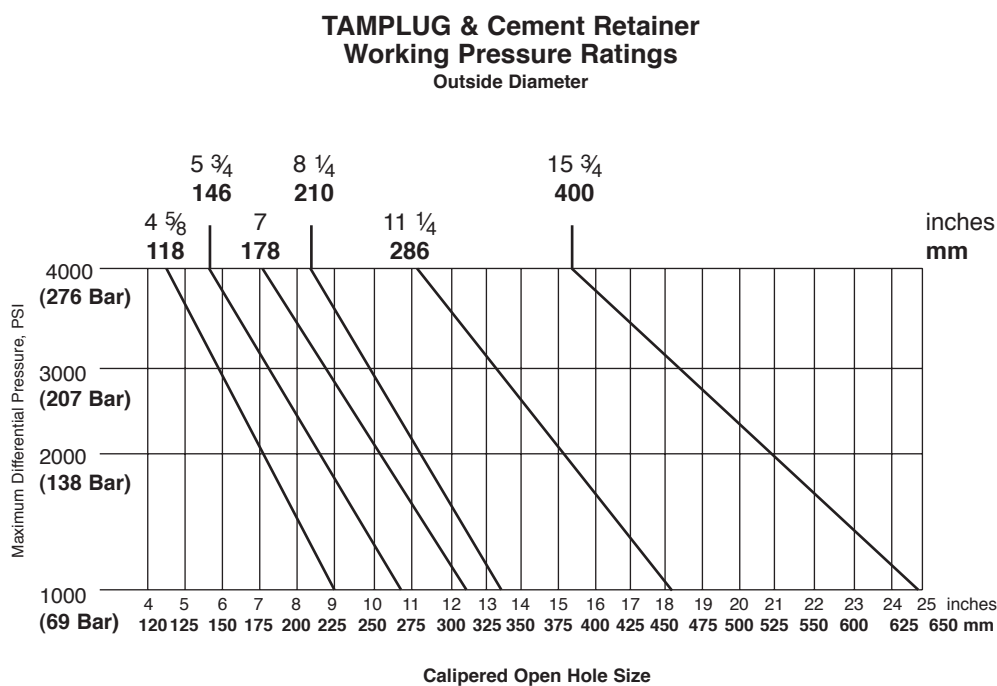
The TAM hydraulic release works well with coil or small diameter tubing and simplifies operations in deep or highly deviated wells.

\* See illustrations on back cover

## Ordering Information

Standard elastomers for TAMPLUGs and TAM Cement Retainers are rated to 250°F (121°C); higher temperature elastomers are available upon request. When ordering, please specify:

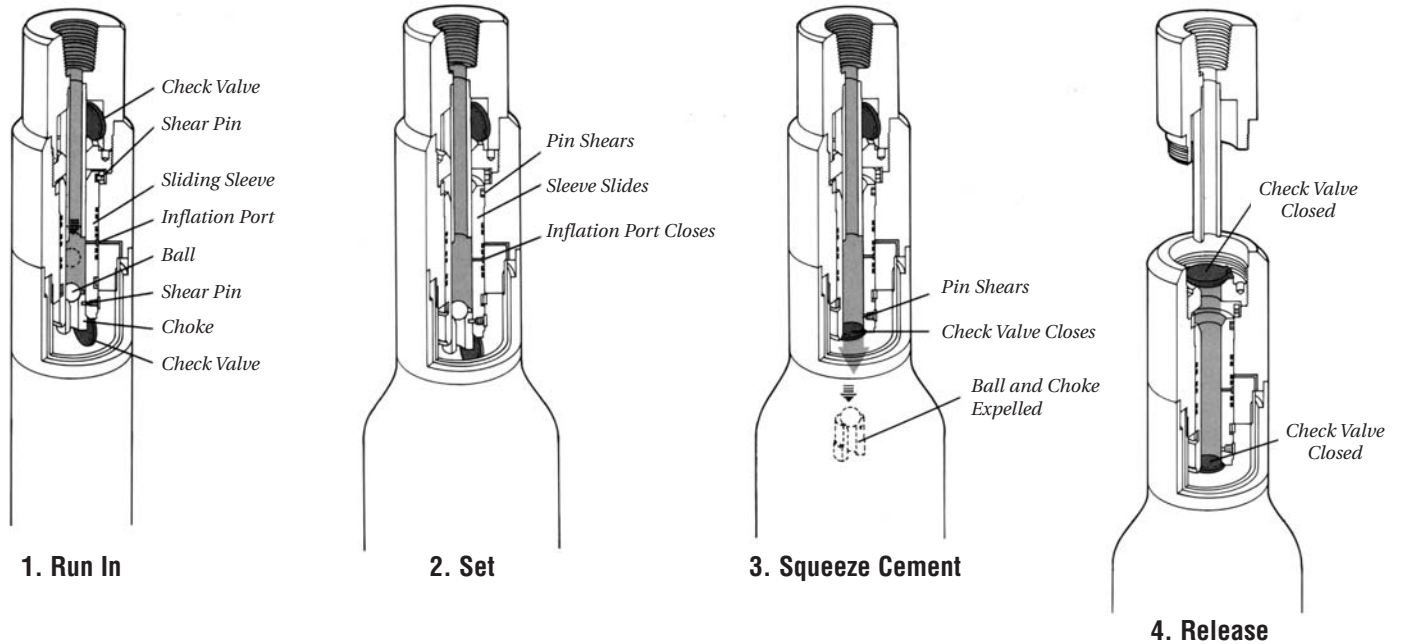
- TAM Plug or Cement Retainer
  - Work String Connection
  - Minimum Restriction Above Setting Depth
  - I.D. at Setting Depth
  - Temperature at Setting Depth
  - Differential Pressures
  - Inflation Element Seal Length 3 ft. or 10 ft.
  - Additional Seal Lengths up to 20 feet Available Upon Request.
- Contact TAM for Details.



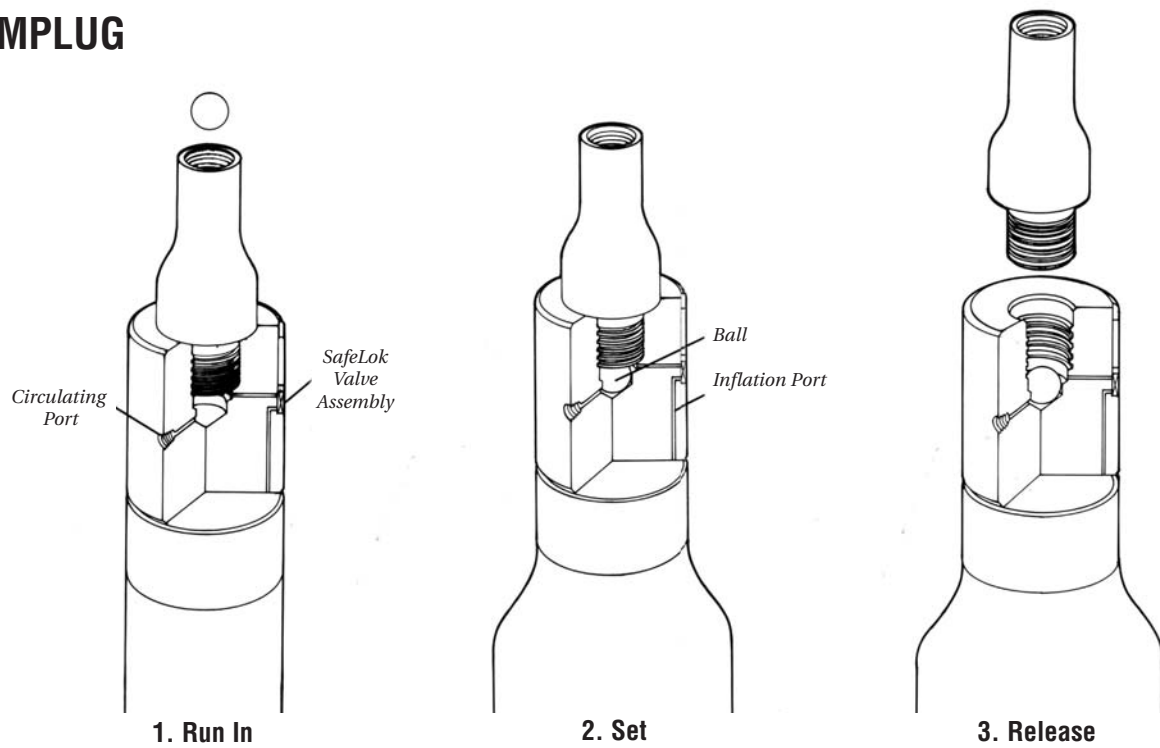
**IMPORTANT:** The suggested ratings shown on the graph are not a measure of the packer's self-anchoring capability, which may be less than the suggested rated working pressure and may vary under certain circumstances. Consult TAM International for details.

Part Number TAM Cement Retainer		Part Number TAMPLUG		TAM Cement Retainer & TAMPLUG run-in diameter	
3 ft. Seal	10 ft. Seal	3 ft. Seal	10 ft. Seal	in.	mm.
463-CR-01	463-CR-02	463-TP-01	463-TP-02	4 5/8	118
575-CR-01	575-CR-02	575-TP-01	575-TP-02	5 3/4	146
700-CR-01	700-CR-02	700-TP-01	700-TP-02	7	178
825-CR-01	825-CR-02	825-TP-01	825-TP-02	8 1/4	210
11-CR-01	11-CR-02	11-TP-01	11-TP-02	11 1/4	286
15-CR-01	15-CR-02	15-TP-01	15-TP-02	15 3/4	400

# CEMENT RETAINER



# TAMPLUG



## TAM INTERNATIONAL

Phone: 1-800-462-7617

Fax: 1-713-462-1536

1-713-462-7617

E-mail: [info@tamintl.com](mailto:info@tamintl.com)

Worldwide sales and service contacts available at

[www.tamintl.com](http://www.tamintl.com)